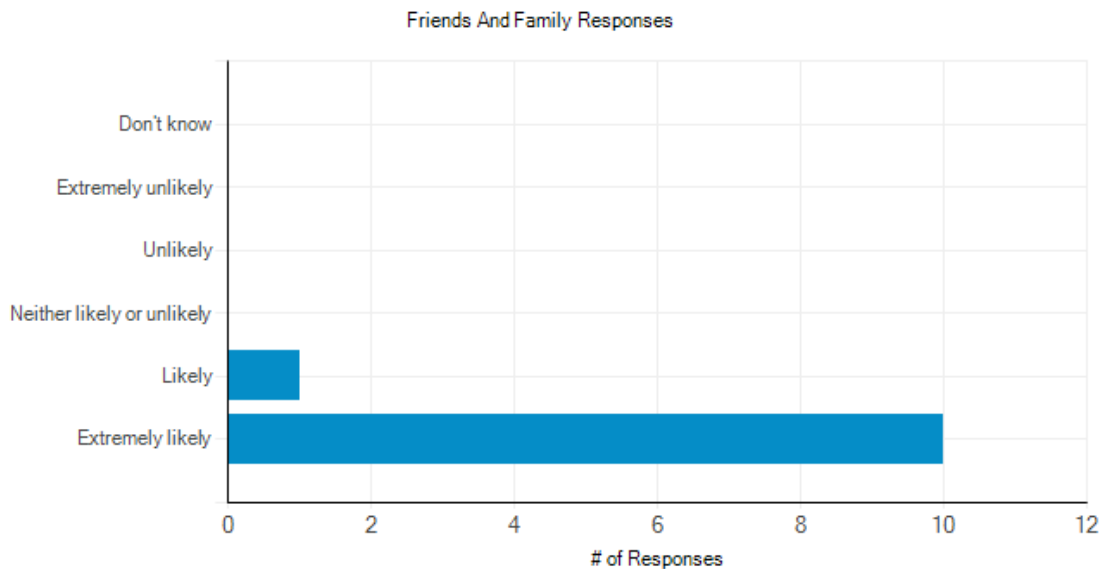


Friends and Family Test Results – November 2017  
The Bovey Tracey and Chudleigh Practice



**Comments received:**

Response #1:

Nice staff.

Response #2:

Always an excellent service - all staff very helpful.

Response #3:

Very pleased with last medication request.

Response #4:

You are always there when needed, for which I am grateful.

Response #5:

Very professional.

Response #6:

Wow proactive blood appointment booked for my next Diabetic Clinic. The receptionist sounded very lively and will feedback on the blood test.

Response #7:

Can't always get to see a Doctor.

Response #8:

Always most helpful.

Response #9:

Lesley is ALWAYS so polite and friendly.

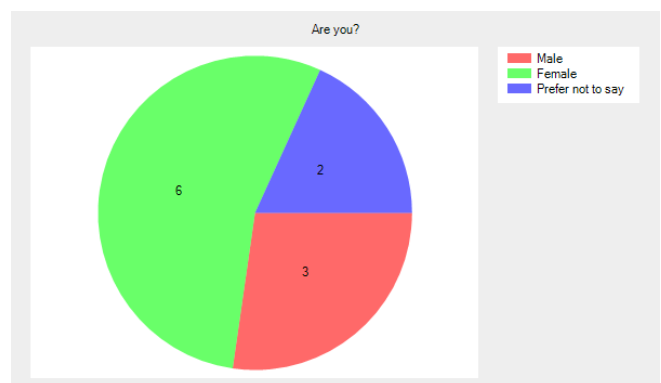
Response #10:

Always kind and helpful and usually cheerful.

**To ensure that the feedback we receive represents our practice population,  
please provide the following details.**

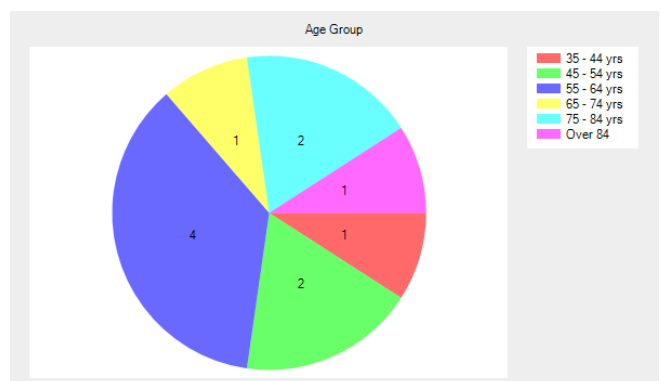
**Are you?**

- Male - **3** (27.3%).
- Female - **6** (54.5%).
- Prefer not to say - **2** (18.2%).
- No response - **0** (0.0%).



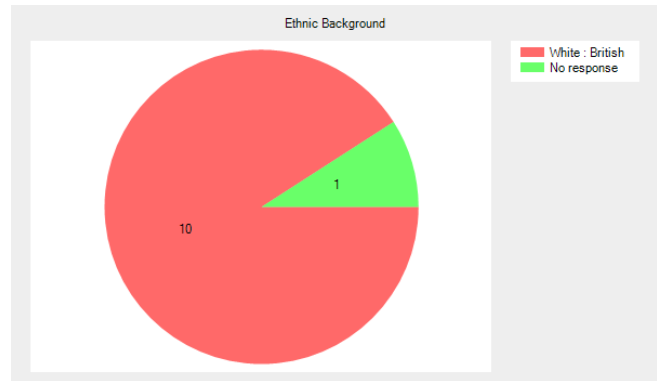
**Age Group**

- Under 16 - **0** (0.0%).
- 17 - 24 yrs - **0** (0.0%).
- 25 - 34 yrs - **0** (0.0%).
- 35 - 44 yrs - **1** (9.1%).
- 45 - 54 yrs - **2** (18.2%).
- 55 - 64 yrs - **4** (36.4%).
- 65 - 74 yrs - **1** (9.1%).
- 75 - 84 yrs - **2** (18.2%).
- Over 84 - **1** (9.1%).
- No response - **0** (0.0%).



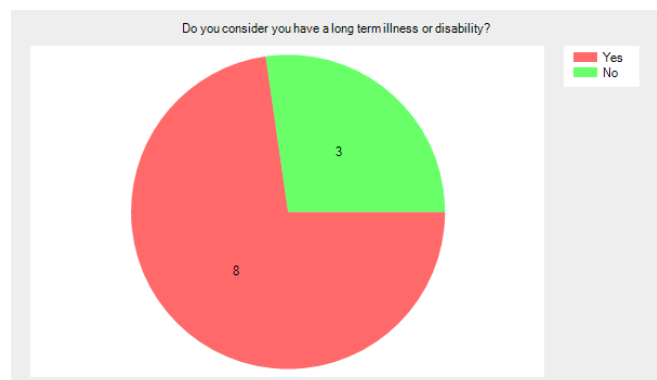
## Ethnic Background

- White : British - **10** (90.9%).
- White : Irish - **0** (0.0%).
- Mixed : White & Black Caribbean - **0** (0.0%).
- Mixed : White & Black African - **0** (0.0%).
- Mixed : White & Asian - **0** (0.0%).
- Asian or British Asian : Indian - **0** (0.0%).
- Asian or British Asian : Pakistani - **0** (0.0%).
- Asian or British Asian : Bangladeshi - **0** (0.0%).
- Black or Black British : Caribbean - **0** (0.0%).
- Black or Black British : African - **0** (0.0%).
- Other : Chinese - **0** (0.0%).
- Other : Other Ethnic Group - **0** (0.0%).
- No response - **1** (9.1%).



## Do you consider you have a long term illness or disability?

- Yes - **8** (72.7%).
- No - **3** (27.3%).
- Do not wish to disclose - **0** (0.0%).
- No response - **0** (0.0%).



## Which surgery do you usually attend?

- Riverside, Bovey Tracey - **9** (81.8%).
- Tower House, Chudleigh - **2** (18.2%).
- No response - **0** (0.0%).

