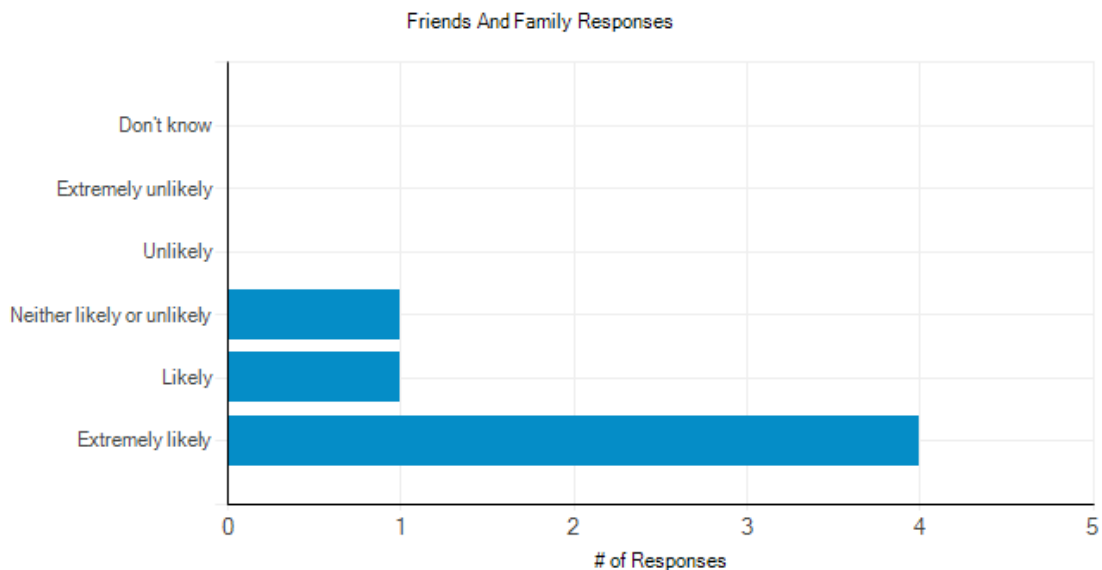


Friends and Family Test Results – December 2019  
The Bovey Tracey and Chudleigh Practice



**Comments**

**Response #1:**

It is the standing by the front door in the cold and waiting to speak to the person in reception. It can take a wait of 5-10 minutes. I do think as soon as there are more than 2 people waiting then someone should come to help - until the queue is back to less than 2 people.

**Response #2:**

Excellent diagnosis and follow up.

**Response #3:**

I would recommend this surgery, apart for one reason - getting an appointment is very difficult. I have been on my present Doctor's list for over 3 years and have not yet seen him! Not once! So I see another Doctor who is absolutely lovely.

**Response #4:**

Excellent

**Response #5:**

My children always have a phone call/call back plus an appointment very quickly the same - much appreciated.

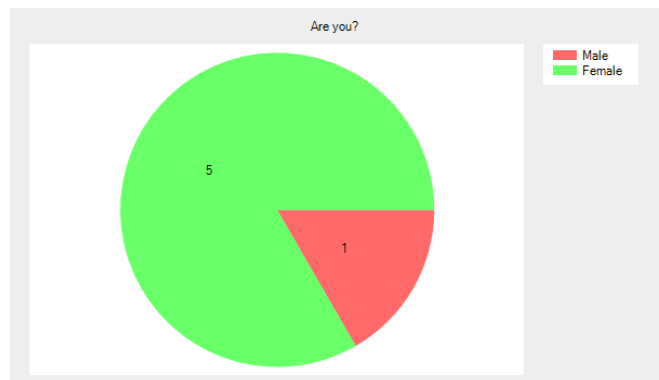
**Response #6:**

Really easy blood test, very painless indeed. Great manner helped a lot.

To ensure that the feedback we receive represents our practice population, please provide the following details.

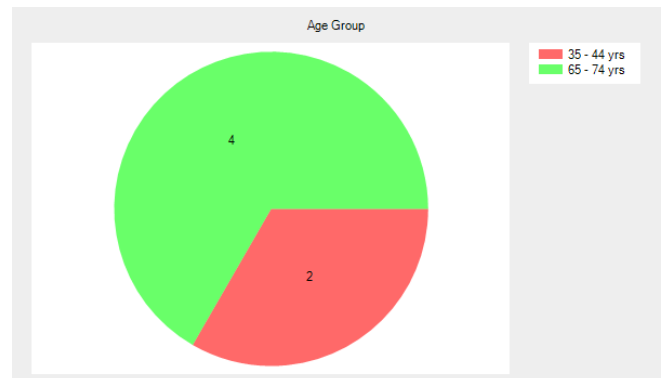
### Are you?

- Male - **1** (16.7%).
- Female - **5** (83.3%).
- Prefer not to say - **0** (0.0%).
- No response - **0** (0.0%).



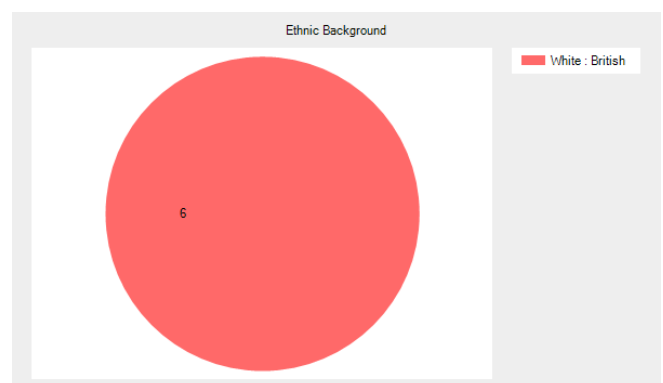
### Age Group

- Under 16 - **0** (0.0%).
- 17 - 24 yrs - **0** (0.0%).
- 25 - 34 yrs - **0** (0.0%).
- 35 - 44 yrs - **2** (33.3%).
- 45 - 54 yrs - **0** (0.0%).
- 55 - 64 yrs - **0** (0.0%).
- 65 - 74 yrs - **4** (66.7%).
- 75 - 84 yrs - **0** (0.0%).
- Over 84 - **0** (0.0%).
- No response - **0** (0.0%).



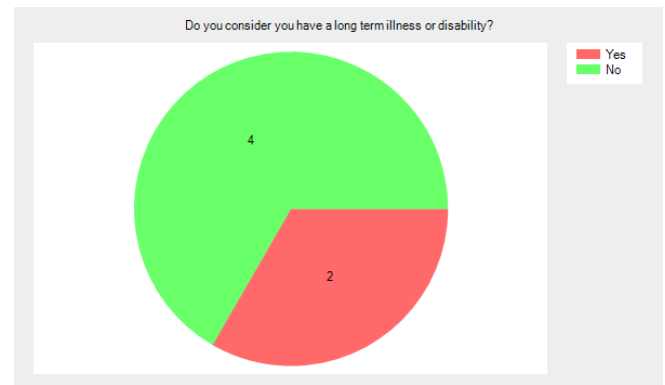
### Ethnic Background

- White : British - **6** (100.0%).
- White : Irish - **0** (0.0%).
- Mixed : White & Black Caribbean - **0** (0.0%).
- Mixed : White & Black African - **0** (0.0%).
- Mixed : White & Asian - **0** (0.0%).
- Asian or British Asian : Indian - **0** (0.0%).
- Asian or British Asian : Pakistani - **0** (0.0%).
- Asian or British Asian : Bangladeshi - **0** (0.0%).
- Black or Black British : Caribbean - **0** (0.0%).
- Black or Black British : African - **0** (0.0%).
- Other : Chinese - **0** (0.0%).
- Other : Other Ethnic Group - **0** (0.0%).
- No response - **0** (0.0%).



Do you consider you have a long term illness or disability?

- Yes - **2** (33.3%).
- No - **4** (66.7%).
- Do not wish to disclose - **0** (0.0%).
- No response - **0** (0.0%).



Which surgery do you usually attend?

- Riverside, Bovey Tracey - **5** (83.3%).
- Tower House, Chudleigh - **1** (16.7%).
- No response - **0** (0.0%).

