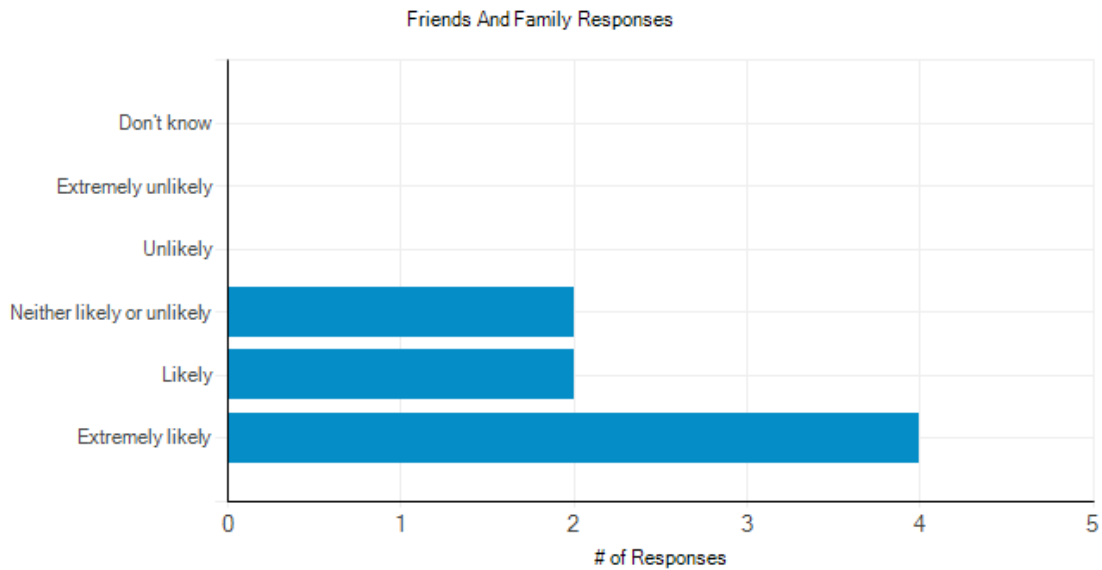


Friends and Family Test Results – May 2018 The Bovey Tracey and Chudleigh Practice



Comments received:

Response #1:

Dr Maybin is brilliant.

Response #2:

I had to see the diabetic nurse and was not looking forward to it at all. What I liked about the appointment was that I felt unrushed and that I was listened to. She was very reassuring and explained things well. I was treated with warmth and respect. This was very much appreciated and turned an anxious visit into a useful one when I now know what comes next and what I can do. Much appreciated.

Response #3:

I am generally happy with the care I have received from the surgery although it is rarely easy to be able to see the same GP each time, but at least I get to see a GP of some sort.

Response #4:

Keep up the good work.

Response #5:

Both Doctor and Student Doctor were very kind. Mutual respect all round. Visit not hurried - felt relaxed. Appointment was on time.

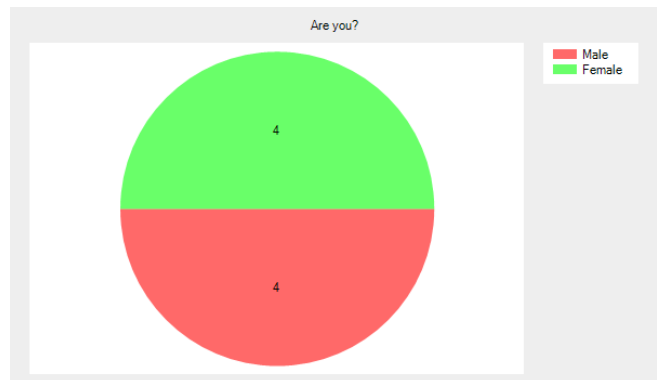
Response #6:

I am very pleased with how I get treated

To ensure that the feedback we receive represents our practice population, please provide the following details.

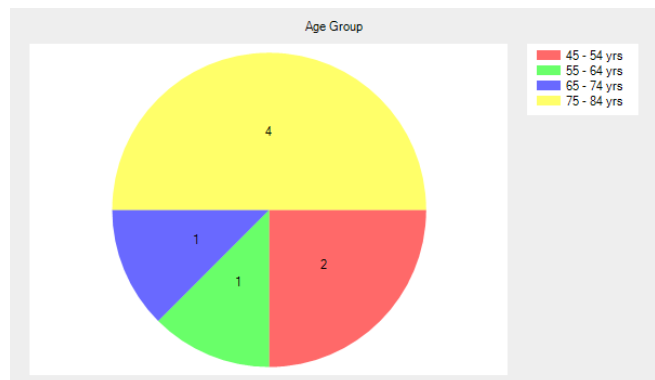
Are you?

- Male - **4** (50.0%).
- Female - **4** (50.0%).
- Prefer not to say - **0** (0.0%).
- No response - **0** (0.0%).



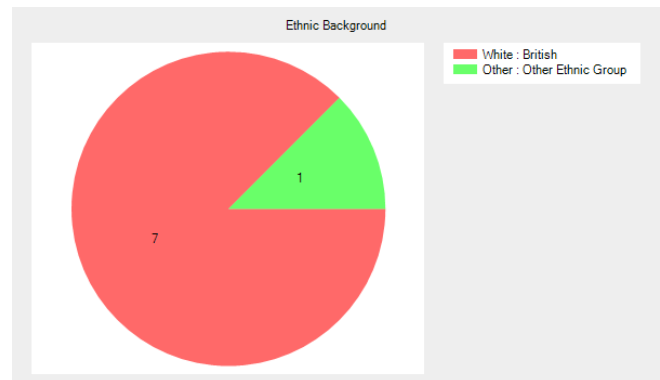
Age Group

- Under 16 - **0** (0.0%).
- 17 - 24 yrs - **0** (0.0%).
- 25 - 34 yrs - **0** (0.0%).
- 35 - 44 yrs - **0** (0.0%).
- 45 - 54 yrs - **2** (25.0%).
- 55 - 64 yrs - **1** (12.5%).
- 65 - 74 yrs - **1** (12.5%).
- 75 - 84 yrs - **4** (50.0%).
- Over 84 - **0** (0.0%).
- No response - **0** (0.0%).



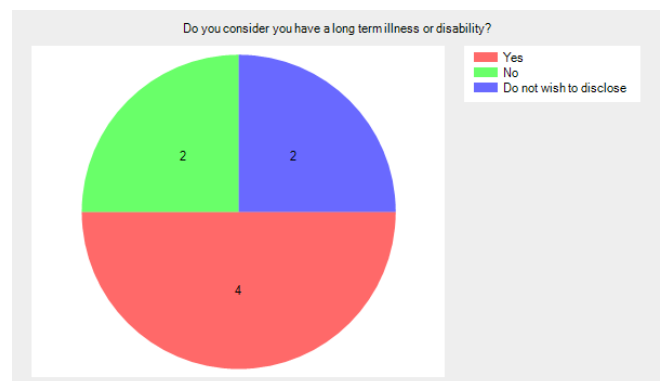
Ethnic Background

- White : British - **7** (87.5%).
- White : Irish - **0** (0.0%).
- Mixed : White & Black Caribbean - **0** (0.0%).
- Mixed : White & Black African - **0** (0.0%).
- Mixed : White & Asian - **0** (0.0%).
- Asian or British Asian : Indian - **0** (0.0%).
- Asian or British Asian : Pakistani - **0** (0.0%).
- Asian or British Asian : Bangladeshi - **0** (0.0%).
- Black or Black British : Caribbean - **0** (0.0%).
- Black or Black British : African - **0** (0.0%).
- Other : Chinese - **0** (0.0%).
- Other : Other Ethnic Group - **1** (12.5%).
- No response - **0** (0.0%).



Do you consider you have a long term illness or disability?

- Yes - **4** (50.0%).
- No - **2** (25.0%).
- Do not wish to disclose - **2** (25.0%).
- No response - **0** (0.0%).



Which surgery do you usually attend?

- Riverside, Bovey Tracey - **7** (87.5%).
- Tower House, Chudleigh - **1** (12.5%).
- No response - **0** (0.0%).

