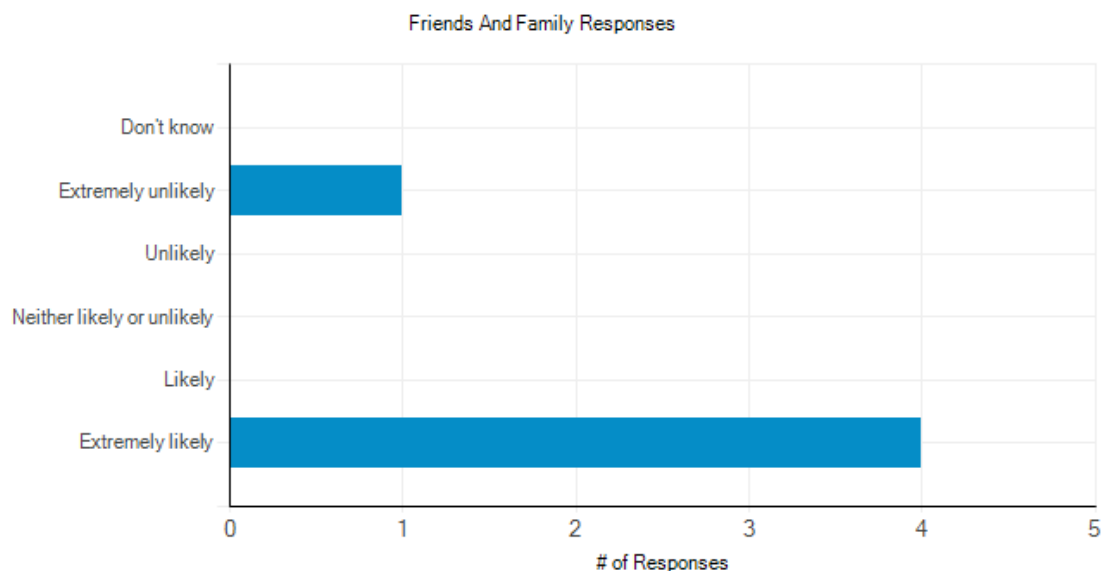


Friends and Family Test Results – October 2019
The Bovey Tracey and Chudleigh Practice



Comments

Response #1:

Excellent Practice

Response #2:

If I phone early I always get an appointment.

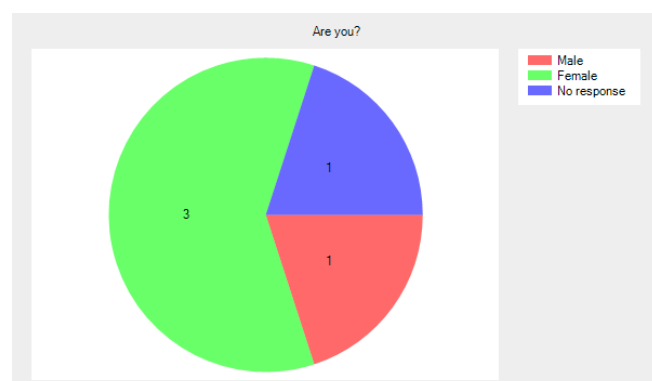
Response #3:

I was completely satisfied with my consultation.

To ensure that the feedback we receive represents our practice population, please provide the following details.

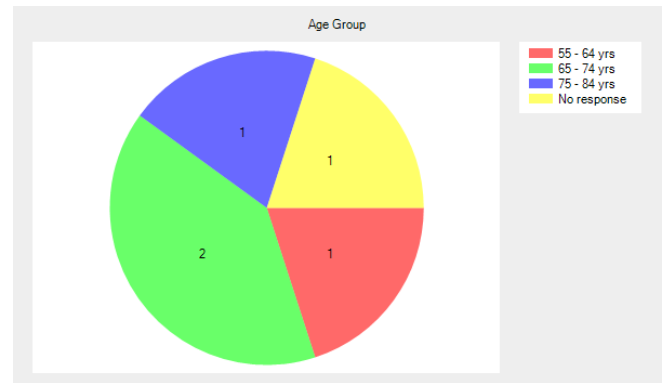
Are you?

- Male - **1** (20.0%).
- Female - **3** (60.0%).
- Prefer not to say - **0** (0.0%).
- No response - **1** (20.0%).



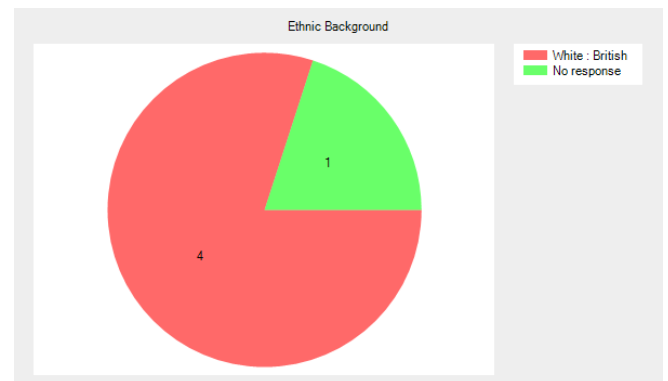
Age Group

- Under 16 - **0** (0.0%).
- 17 - 24 yrs - **0** (0.0%).
- 25 - 34 yrs - **0** (0.0%).
- 35 - 44 yrs - **0** (0.0%).
- 45 - 54 yrs - **0** (0.0%).
- 55 - 64 yrs - **1** (20.0%).
- 65 - 74 yrs - **2** (40.0%).
- 75 - 84 yrs - **1** (20.0%).
- Over 84 - **0** (0.0%).
- No response - **1** (20.0%).



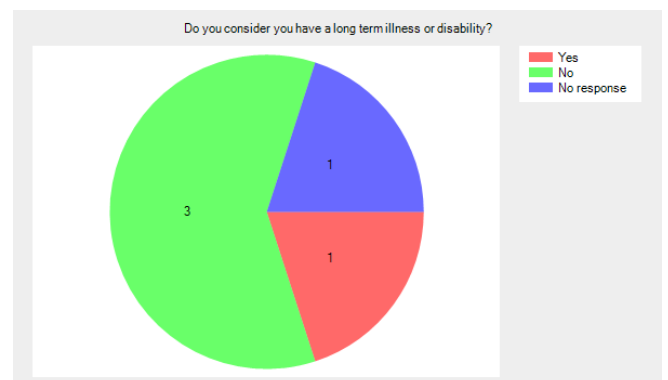
Ethnic Background

- White : British - **4** (80.0%).
- White : Irish - **0** (0.0%).
- Mixed : White & Black Caribbean - **0** (0.0%).
- Mixed : White & Black African - **0** (0.0%).
- Mixed : White & Asian - **0** (0.0%).
- Asian or British Asian : Indian - **0** (0.0%).
- Asian or British Asian : Pakistani - **0** (0.0%).
- Asian or British Asian : Bangladeshi - **0** (0.0%).
- Black or Black British : Caribbean - **0** (0.0%).
- Black or Black British : African - **0** (0.0%).
- Other : Chinese - **0** (0.0%).
- Other : Other Ethnic Group - **0** (0.0%).
- No response - **1** (20.0%).



Do you consider you have a long term illness or disability?

- Yes - **1** (20.0%).
- No - **3** (60.0%).
- Do not wish to disclose - **0** (0.0%).
- No response - **1** (20.0%).



Which surgery do you usually attend?

- Riverside, Bovey Tracey - **4** (80.0%).
- Tower House, Chudleigh - **0** (0.0%).
- No response - **1** (20.0%).

