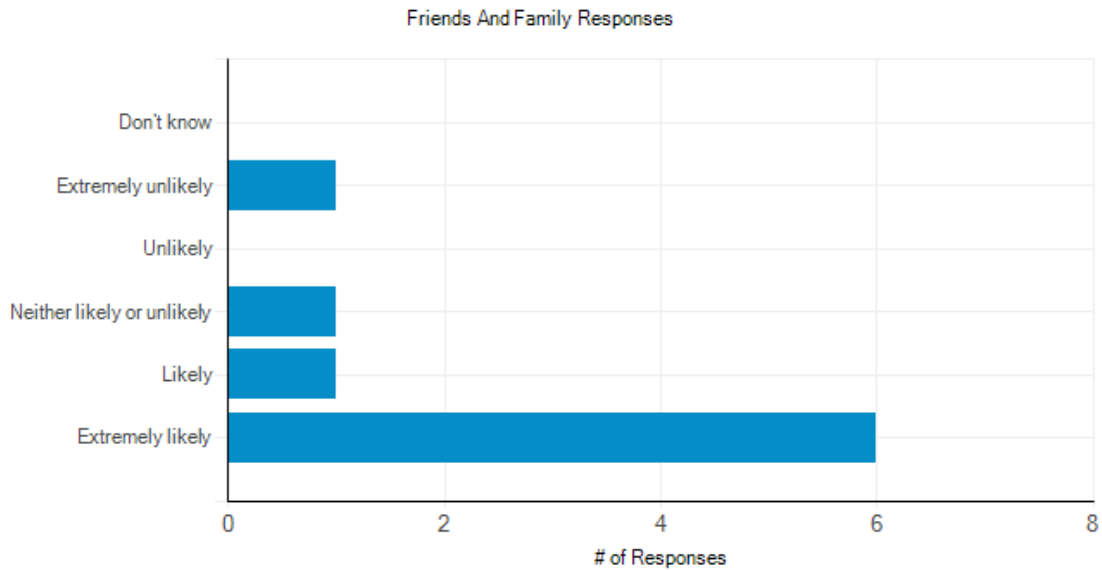


Friends and Family Test Results –November 2018 The Bovey Tracey and Chudleigh Practice



Comments received:

Response #1:

Many thanks for your mental health support

Response #2:

All felt rather uncaring - like being on a conveyor belt going slowly.

Response #3:

Good GP practice.

Response #4:

Excellent consultation with new GP to me. Very thorough, knowledgeable and helpful.

Response #5:

No delays and very good consultation with doctor who was clear, understandable and gave feeling that nothing was too much trouble.

Response #6:

I have received expert care and everyone is very helpful. Happy surgery - no complaints.

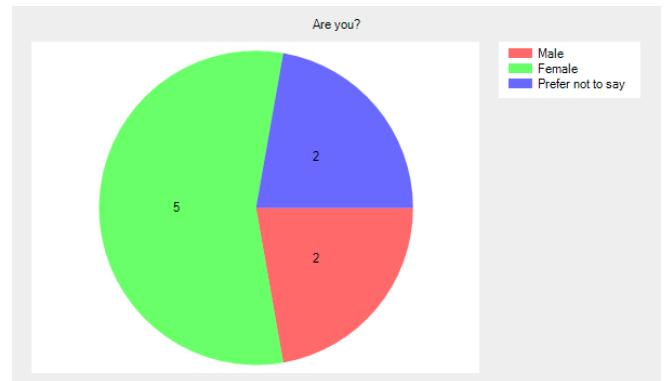
Response #7:

All Doctors are superb as is the reception staff and all who run the Practice. Excellent customer service.

To ensure that the feedback we receive represents our practice population, please provide the following details.

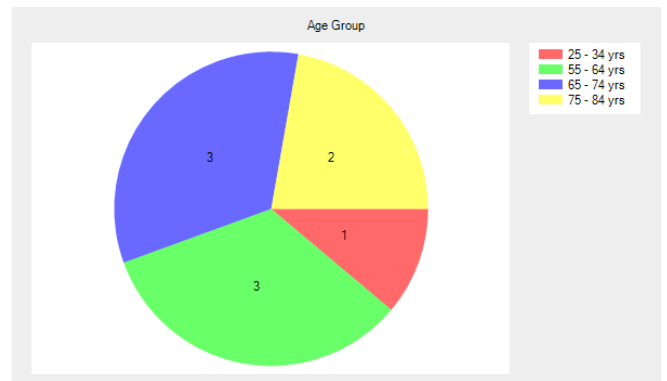
Are you?

- Male - **2** (22.2%).
- Female - **5** (55.6%).
- Prefer not to say - **2** (22.2%).
- No response - **0** (0.0%).



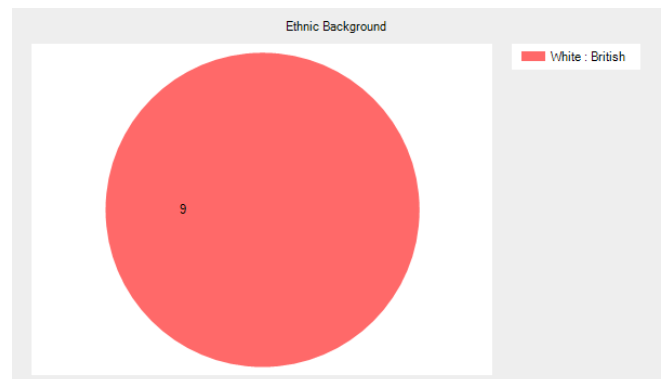
Age Group

- Under 16 - **0** (0.0%).
- 17 - 24 yrs - **0** (0.0%).
- 25 - 34 yrs - **1** (11.1%).
- 35 - 44 yrs - **0** (0.0%).
- 45 - 54 yrs - **0** (0.0%).
- 55 - 64 yrs - **3** (33.3%).
- 65 - 74 yrs - **3** (33.3%).
- 75 - 84 yrs - **2** (22.2%).
- Over 84 - **0** (0.0%).
- No response - **0** (0.0%).



Ethnic Background

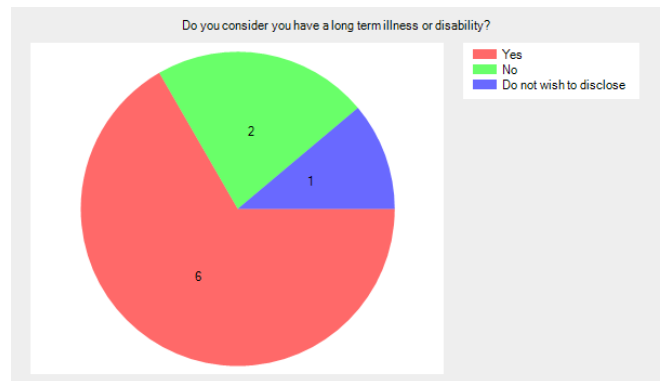
- White : British - **9** (100.0%).
- White : Irish - **0** (0.0%).
- Mixed : White & Black Caribbean - **0** (0.0%).
- Mixed : White & Black African - **0** (0.0%).
- Mixed : White & Asian - **0** (0.0%).
- Asian or British Asian : Indian - **0** (0.0%).
- Asian or British Asian : Pakistani - **0** (0.0%).
- Asian or British Asian : Bangladeshi - **0** (0.0%).
- Black or Black British : Caribbean - **0** (0.0%).
- Black or Black British : African - **0** (0.0%).
- Other : Chinese - **0** (0.0%).



- Other : Other Ethnic Group - **0** (0.0%).
- No response - **0** (0.0%).

Do you consider you have a long term illness or disability?

- Yes - **6** (66.7%).
- No - **2** (22.2%).
- Do not wish to disclose - **1** (11.1%).
- No response - **0** (0.0%).



Which surgery do you usually attend?

- Riverside, Bovey Tracey - **6** (66.7%).
- Tower House, Chudleigh - **3** (33.3%).
- No response - **0** (0.0%).

