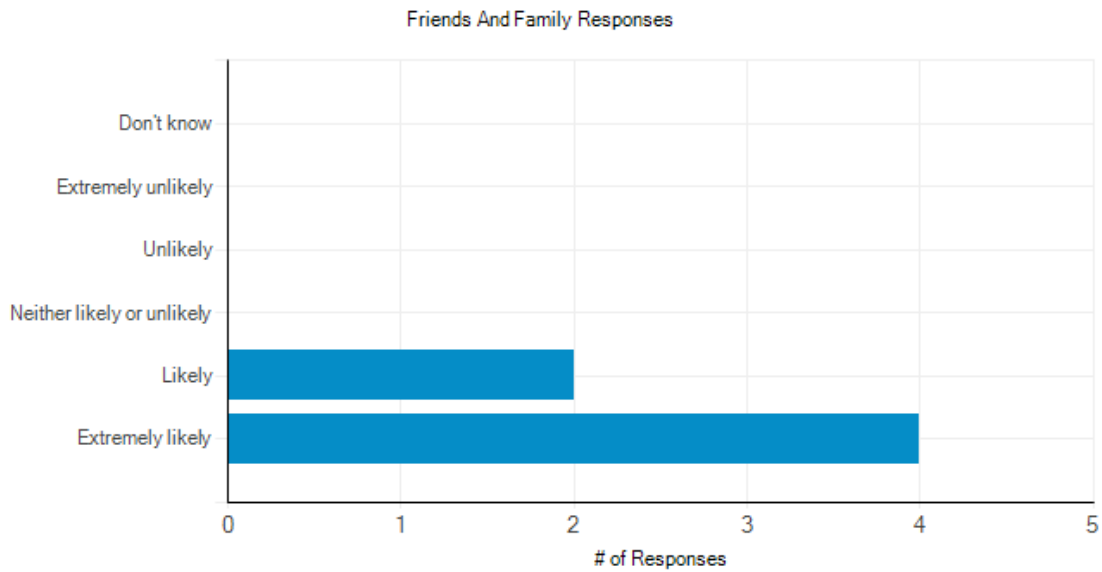


Friends and Family Test Results – May 2016
The Bovey Tracey and Chudleigh Practice



Response #1:

I have been a patient at Riverside since I moved to Chudleigh in 1997. I have had a number of health issues including long-term depression (subsequently diagnosed as bipolar disorder), pyelonephritis, fibroids (resulting in hysterectomy) and more recently acute kidney failure, plus a number of less serious incidents such as infected animal bites; plus numerous blood tests & ECGs due to my bipolar illness. I have always been treated with dignity & kindness.

Response #2:

friendly and helpful staff

Response #3:

Very good GP service

Response #4:

The location is good for me. You get good GP care (when an appointment is available!) as it is sometimes hard to books an appointment

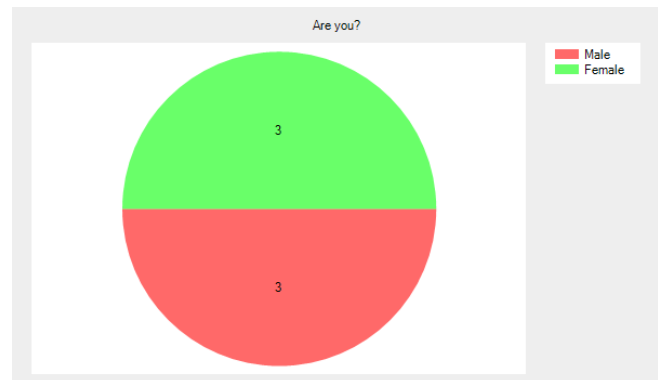
Response #5:

Everyone is very helpful in all matters, and always very cheerful, thank you!

To ensure that the feedback we receive represents our practice population, please provide the following details.

Are you?

- Male - **3** (50.0%).
- Female - **3** (50.0%).
- Prefer not to say - **0** (0.0%).
- No response - **0** (0.0%).



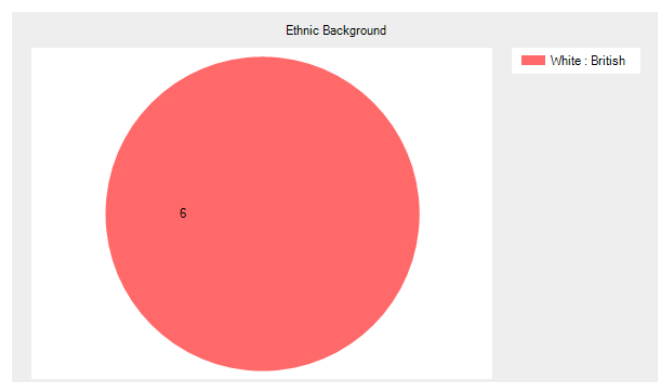
Age Group

- Under 16 - **0** (0.0%).
- 17 - 24 yrs - **0** (0.0%).
- 25 - 34 yrs - **0** (0.0%).
- 35 - 44 yrs - **2** (33.3%).
- 45 - 54 yrs - **2** (33.3%).
- 55 - 64 yrs - **2** (33.3%).
- 65 - 74 yrs - **0** (0.0%).
- 75 - 84 yrs - **0** (0.0%).
- Over 84 - **0** (0.0%).
- No response - **0** (0.0%).



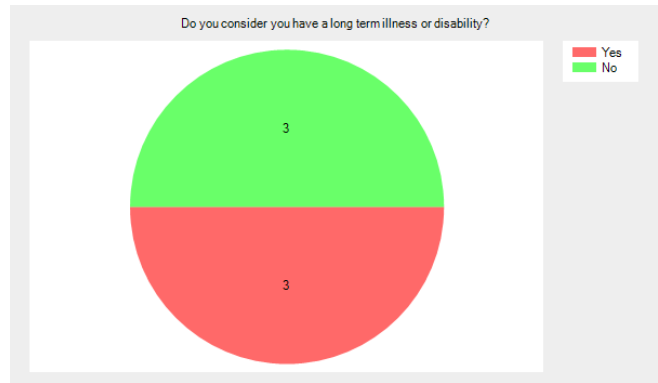
Ethnic Background

- White : British - **6** (100.0%).
- White : Irish - **0** (0.0%).
- Mixed : White & Black Caribbean - **0** (0.0%).
- Mixed : White & Black African - **0** (0.0%).
- Mixed : White & Asian - **0** (0.0%).
- Asian or British Asian : Indian - **0** (0.0%).
- Asian or British Asian : Pakistani - **0** (0.0%).
- Asian or British Asian : Bangladeshi - **0** (0.0%).
- Black or Black British : Caribbean - **0** (0.0%).
- Black or Black British : African - **0** (0.0%).
- Other : Chinese - **0** (0.0%).
- Other : Other Ethnic Group - **0** (0.0%).
- No response - **0** (0.0%).



Do you consider you have a long term illness or disability?

- Yes - **3** (50.0%).
- No - **3** (50.0%).
- Do not wish to disclose - **0** (0.0%).
- No response - **0** (0.0%).



Which surgery do you usually attend?

- Riverside, Bovey Tracey - **6** (100.0%).
- Tower House, Chudleigh - **0** (0.0%).
- No response - **0** (0.0%).

