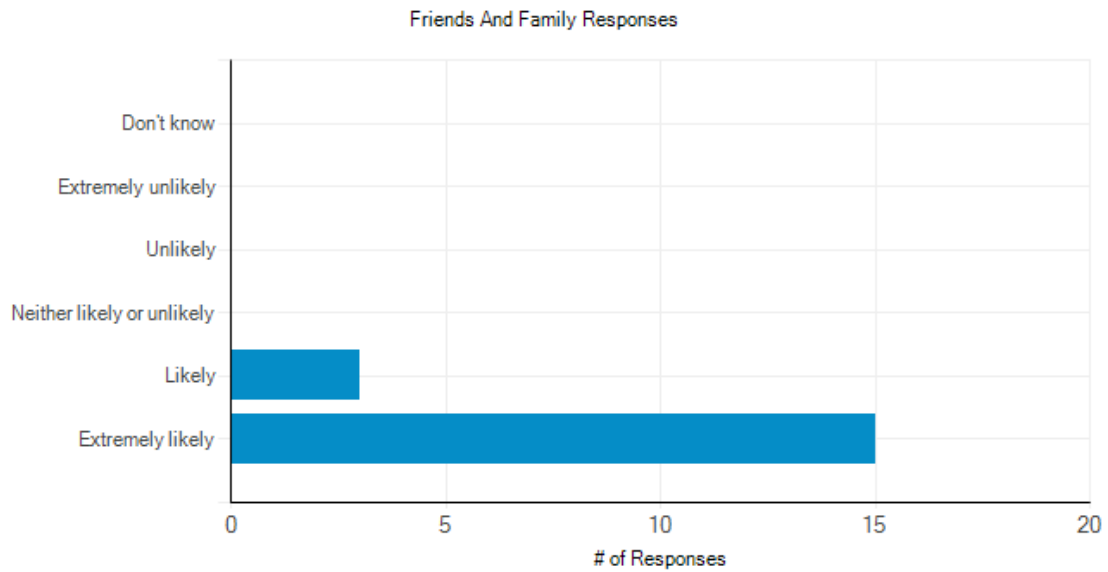


Friends and Family Test Results – October 2015  
The Bovey Tracey and Chudleigh Practice



**Comments received:**

Response #1:

Friendly practice that treat you like a person rather than a number. Nice people all round.

Response #2:

A very friendly practice from all members of staff.

Response #3:

Good service

Response #4:

Everyone is very helpful, always keen to help. Thank you

Response #5:

The doctors, nurses and reception staff are excellent.

Response #6:

The service is excellent.

Response #7:

The GP's never dismiss your problem no matter how small. The nurses are great and the rest of the staff are always helpful.

Response #8:

First class service from staff and doctors.

Response #9:

Good care and always pleasant. Thank you.

Response #10:

Kind professional care.

Response #11:

The young male GP I saw was very understanding.

Response #12:

Lovely nurse and receptionist.

Response #13:

Superb service.

Response #14:

Always being able to speak to a doctor even if on the telephone. Staff always helpful and friendly.

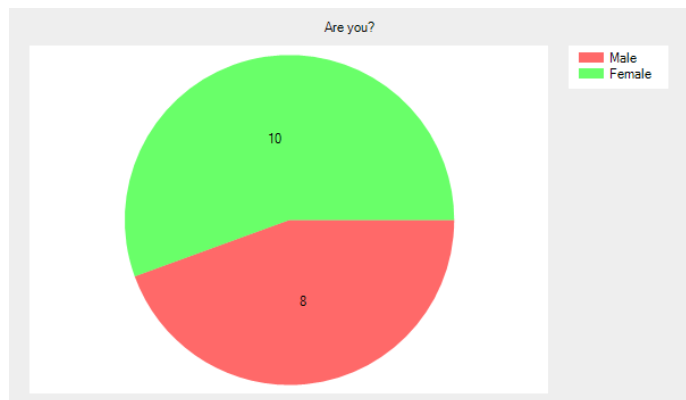
Response #15:

My GP went over and above what was required. I was asked if I had any other issues and complimented on my good health at age 70!

**To ensure that the feedback we receive represents our practice population, please provide the following details.**

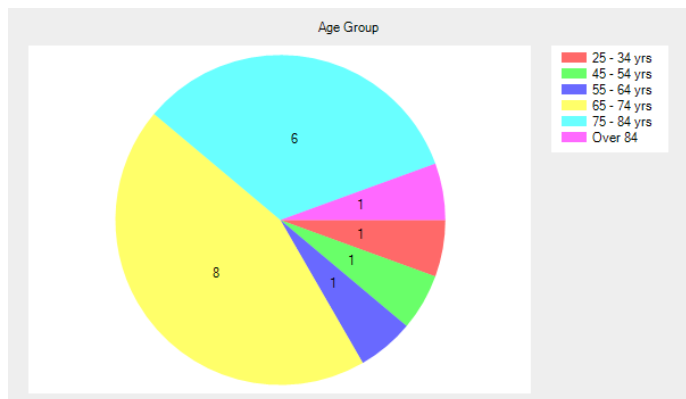
**Are you?**

- Male - **8** (44.4%).
- Female - **10** (55.6%).
- Prefer not to say - **0** (0.0%).
- No response - **0** (0.0%).



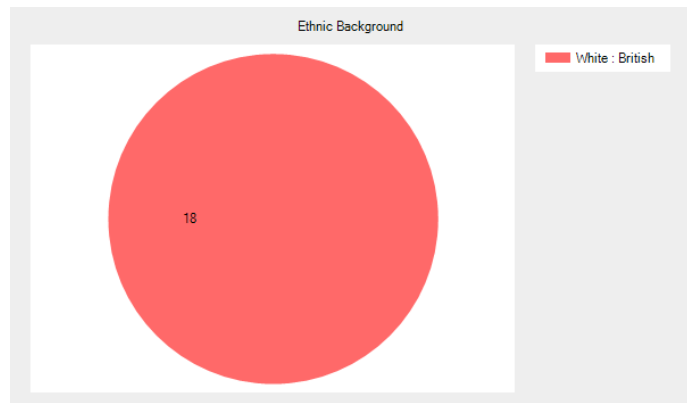
**Age Group**

- Under 16 - **0** (0.0%).
- 17 - 24 yrs - **0** (0.0%).
- 25 - 34 yrs - **1** (5.6%).
- 35 - 44 yrs - **0** (0.0%).
- 45 - 54 yrs - **1** (5.6%).
- 55 - 64 yrs - **1** (5.6%).
- 65 - 74 yrs - **8** (44.4%).
- 75 - 84 yrs - **6** (33.3%).
- Over 84 - **1** (5.6%).
- No response - **0** (0.0%).



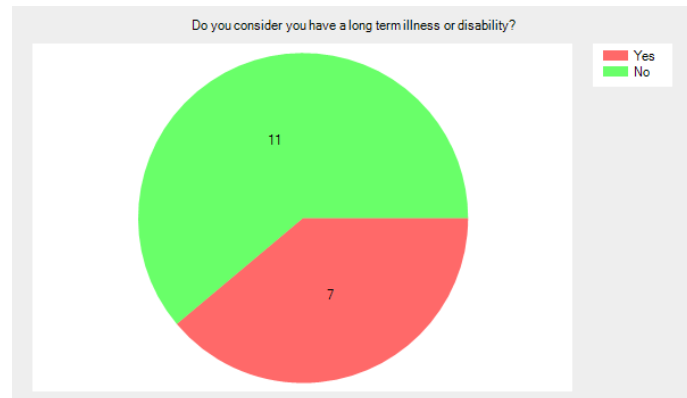
### Ethnic Background

- White : British - **18** (100.0%).
- White : Irish - **0** (0.0%).
- Mixed : White & Black Caribbean - **0** (0.0%).
- Mixed : White & Black African - **0** (0.0%).
- Mixed : White & Asian - **0** (0.0%).
- Asian or British Asian : Indian - **0** (0.0%).
- Asian or British Asian : Pakistani - **0** (0.0%).
- Asian or British Asian : Bangladeshi - **0** (0.0%).
- Black or Black British : Caribbean - **0** (0.0%).
- Black or Black British : African - **0** (0.0%).
- Other : Chinese - **0** (0.0%).
- Other : Other Ethnic Group - **0** (0.0%).
- No response - **0** (0.0%).



### Do you consider you have a long term illness or disability?

- Yes - **7** (38.9%).
- No - **11** (61.1%).
- Do not wish to disclose - **0** (0.0%).
- No response - **0** (0.0%).



### Which surgery do you usually attend?

- Riverside, Bovey Tracey - **0** (0.0%).
- Tower House, Chudleigh - **18** (100.0%).
- No response - **0** (0.0%).

