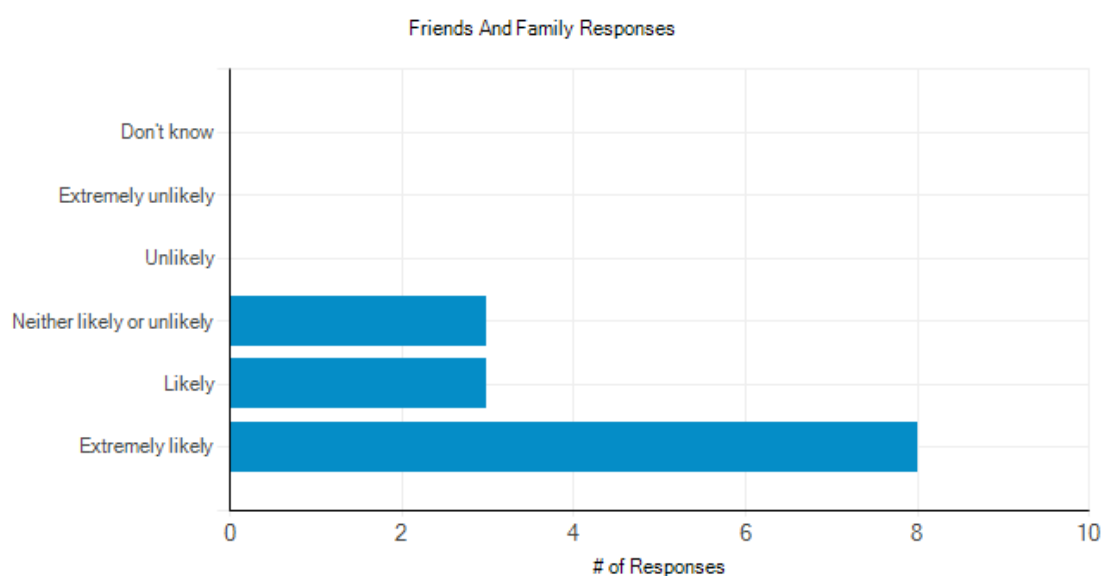


Friends and Family Test Results – August 2018 The Bovey Tracey and Chudleigh Practice



Comments received:

Response #1:

Everyone is very nice, polite and informative.

Response #2:

Many thanks for very comprehensive blood results :-)

Response #3:

Always very good.

Response #4:

Always very good treatment BUT it is difficult to get an appointment.

Response #5:

Have always found staff very helpful

Response #6:

The staff are always pleasant and helpful.

Response #7:

Appointments are a long wait. No designated Doctor. However, listened to when appointment arrives.

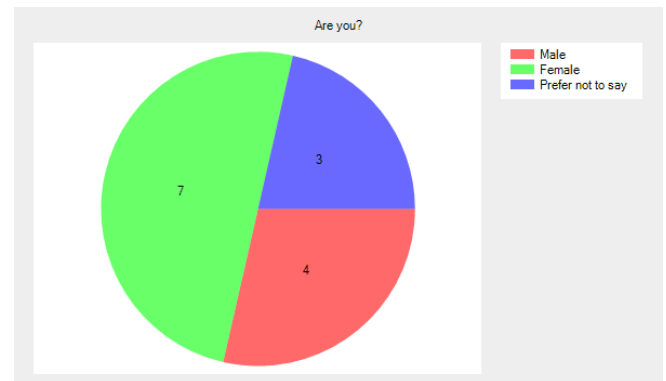
Response #8:

My experiences going to Riverside Surgery are usually positive! I was seen on the morning that I phoned in sick, requiring an appointment and everyone was kind and supportive.

To ensure that the feedback we receive represents our practice population, please provide the following details.

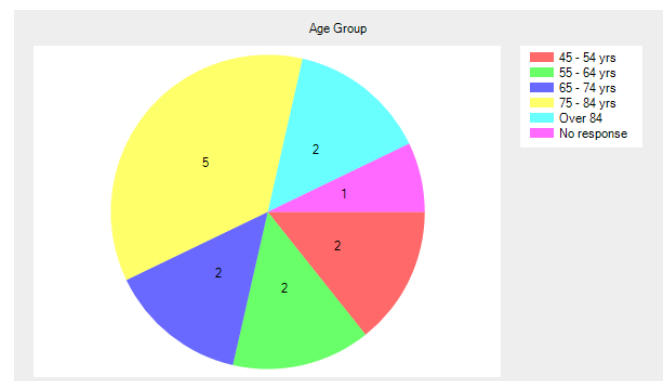
Are you?

- Male - **4** (28.6%).
- Female - **7** (50.0%).
- Prefer not to say - **3** (21.4%).
- No response - **0** (0.0%).



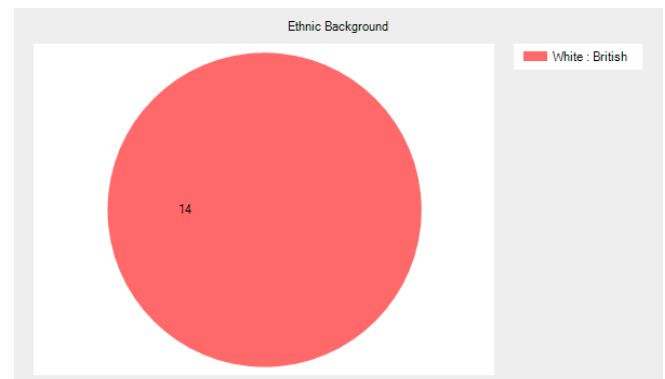
Age Group

- Under 16 - **0** (0.0%).
- 17 - 24 yrs - **0** (0.0%).
- 25 - 34 yrs - **0** (0.0%).
- 35 - 44 yrs - **0** (0.0%).
- 45 - 54 yrs - **2** (14.3%).
- 55 - 64 yrs - **2** (14.3%).
- 65 - 74 yrs - **2** (14.3%).
- 75 - 84 yrs - **5** (35.7%).
- Over 84 - **2** (14.3%).
- No response - **1** (7.1%).



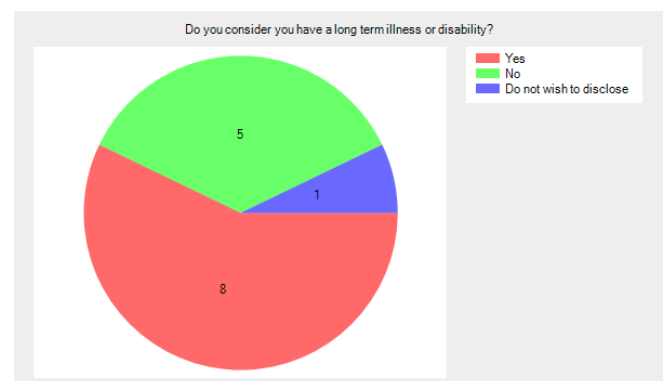
Ethnic Background

- White : British - **14** (100.0%).
- White : Irish - **0** (0.0%).
- Mixed : White & Black Caribbean - **0** (0.0%).
- Mixed : White & Black African - **0** (0.0%).
- Mixed : White & Asian - **0** (0.0%).
- Asian or British Asian : Indian - **0** (0.0%).
- Asian or British Asian : Pakistani - **0** (0.0%).
- Asian or British Asian : Bangladeshi - **0** (0.0%).
- Black or Black British : Caribbean - **0** (0.0%).
- Black or Black British : African - **0** (0.0%).
- Other : Chinese - **0** (0.0%).
- Other : Other Ethnic Group - **0** (0.0%).
- No response - **0** (0.0%).



Do you consider you have a long term illness or disability?

- Yes - **8** (57.1%).
- No - **5** (35.7%).
- Do not wish to disclose - **1** (7.1%).
- No response - **0** (0.0%).



Which surgery do you usually attend?

- Riverside, Bovey Tracey - **11** (78.6%).
- Tower House, Chudleigh - **3** (21.4%).
- No response - **0** (0.0%).

