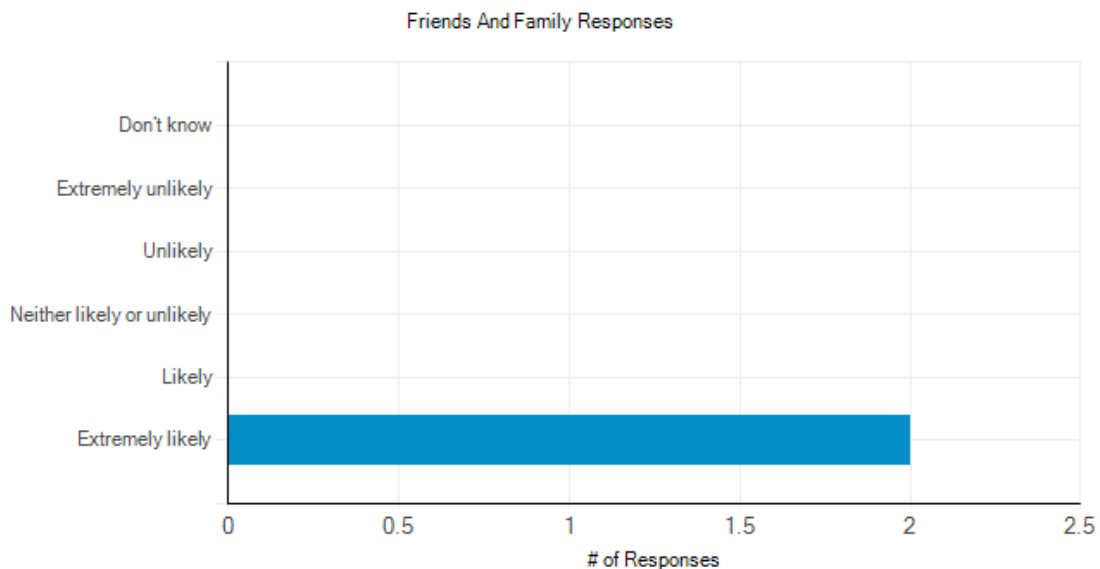


## Friends and Family Test Results – September 2018 The Bovey Tracey and Chudleigh Practice



### **Comments received:**

#### Response #1:

New to the area and uncertain on the registration process, which was explained clearly and with a smile.

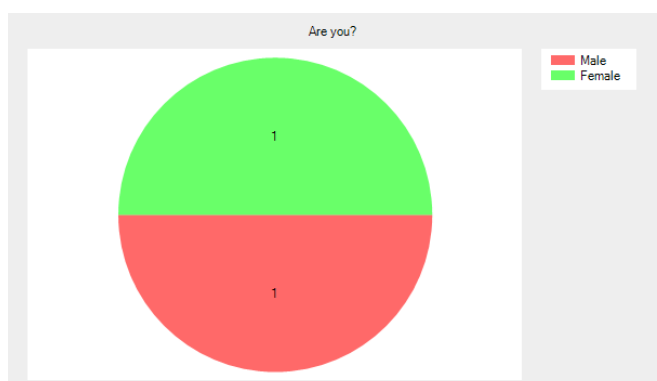
#### Response #2:

I had to review my medical records to find out information on procedures I had done over 20 years ago. The paperwork in my archived records was in excellent condition and dated. This speaks volumes about the integrity of your procedures, record keeping and conscientiousness in looking after us. Thanks to all of you who, from the person that filed the paperwork over 20 years ago, the person that sat with me whilst I searched the records and to Dr Thomas who reviewed them. And finally to Audrey who kept me informed throughout the process. Many thanks

**To ensure that the feedback we receive represents our practice population, please provide the following details.**

#### Are you?

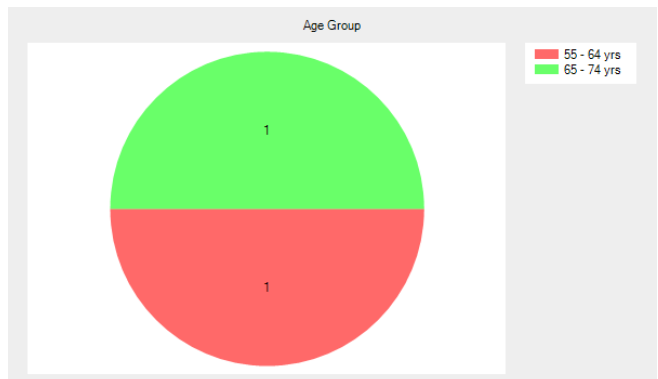
- Male - 1 (50.0%).
- Female - 1 (50.0%).
- Prefer not to say - 0 (0.0%).



- No response - **0** (0.0%).

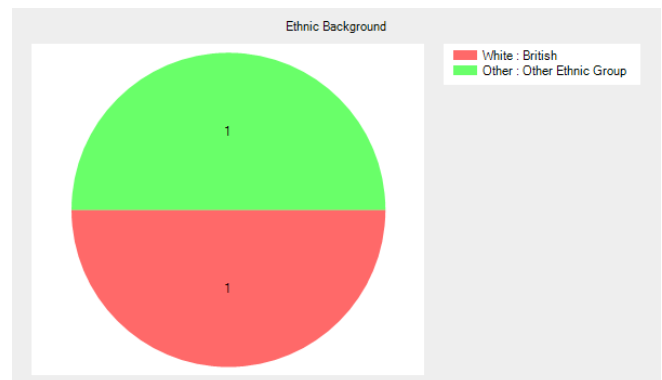
## Age Group

- Under 16 - **0** (0.0%).
- 17 - 24 yrs - **0** (0.0%).
- 25 - 34 yrs - **0** (0.0%).
- 35 - 44 yrs - **0** (0.0%).
- 45 - 54 yrs - **0** (0.0%).
- 55 - 64 yrs - **1** (50.0%).
- 65 - 74 yrs - **1** (50.0%).
- 75 - 84 yrs - **0** (0.0%).
- Over 84 - **0** (0.0%).
- No response - **0** (0.0%).



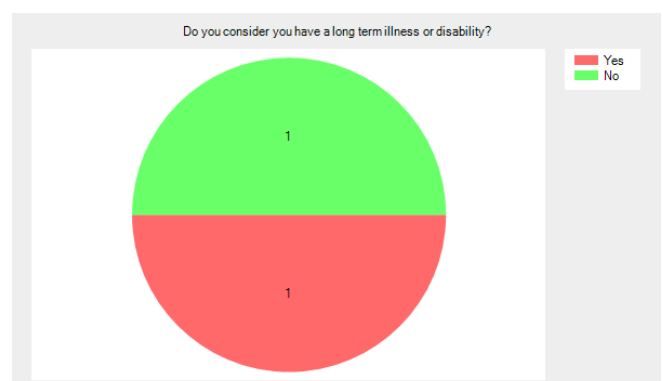
## Ethnic Background

- White : British - **1** (50.0%).
- White : Irish - **0** (0.0%).
- Mixed : White & Black Caribbean - **0** (0.0%).
- Mixed : White & Black African - **0** (0.0%).
- Mixed : White & Asian - **0** (0.0%).
- Asian or British Asian : Indian - **0** (0.0%).
- Asian or British Asian : Pakistani - **0** (0.0%).
- Asian or British Asian : Bangladeshi - **0** (0.0%).
- Black or Black British : Caribbean - **0** (0.0%).
- Black or Black British : African - **0** (0.0%).
- Other : Chinese - **0** (0.0%).
- Other : Other Ethnic Group - **1** (50.0%).
- No response - **0** (0.0%).



## Do you consider you have a long term illness or disability?

- Yes - **1** (50.0%).
- No - **1** (50.0%).
- Do not wish to disclose - **0** (0.0%).
- No response - **0** (0.0%).



## Which surgery do you usually attend?

- Riverside, Bovey Tracey - **1** (50.0%).
- Tower House, Chudleigh - **1** (50.0%).
- No response - **0** (0.0%).

